

Microwave Acid Digestion of Crude Oil Samples Using a New High Performance Vessel



Abstract

Microwave digestion is the preferred sample preparation technique for crude oil samples prior to heavy metals analysis. Samples are digested in a concentrated acid matrix in a closed vessel and heated in a commercial microwave digestion oven where the speed of thermal decomposition of the sample and the solubility of metals are increased. Once these metals are in solution, their concentration can be quantified through spectroscopic techniques. The MARS 6 acid digestion process routinely cuts the time of sample preparation by 50 – 75% as compared to hot plates and hot block.

Introduction

The analysis of metals in crude oil prior to refining is of vital importance to the oil refining industry. V and Ni, for example, can act as catalyst poisons affecting the distillation process while toxic elements such as As and Se must be monitored due to environmental concerns. Traditionally, microwave digestion systems have been limited to smaller sample sizes due to the amount of NO_x gases produced in the digestion process.

This application note will focus on the use of the CEM MARS 6 microwave digestion system using a recently introduced high performance vessel to better handle the gaseous digestion byproducts. A mix of crude oil samples and NIST 1634c (Trace Metals in Fuel Oil) will be prepared and analyzed for As, V and Ni. A One Touch Method™ was created with a target temperature of 240 °C and a 20 min hold.

Experimental Conditions

A CEM MARS 6 microwave digestion system equipped with iWave contactless temperature control and iPrep digestion vessels were used to prepare the samples and standards.

iWave is a novel Light Emitting Technology™ that measures the temperature of the actual sample solution inside the vessel and does not require an internal probe.

Figure 1 illustrates the iPrep vessel, a simple to use, three piece vessel which only requires an ergonomic hand held torque device to properly seal it. The patented dual-seal design provides for higher temperatures and fine control of the vent and reseal process necessary for these sample types.

Each sample and standard was weighed and added to an iPrep liner along with 9 mL HNO₃ and 1 mL HCl. The vessels were capped, assembled, and placed in the MARS 6 for digestion.

The pre-loaded Crude Oil Method was chosen on the onboard touchscreen. The MARS 6 then verified the number of samples, identified the proper vessel type and then applied the precise power necessary to complete the digestion. Complete digestion of 12 samples was achieved in 45 minutes.

Samples were diluted to a 50 mL volume and analyzed on a Thermo Fisher Scientific iCAP Q ICP-MS system with settings shown in **Table 1**.

Table 1. iCAP Q Settings

PLASMA/RF

- Forward Power – 1198.8 W
- Interface Temp – 26.13 °C
- Cooling water Flow – 3.00 L/min

GAS FLOW

- Cool Gas Flow – 12.923 L/min
- Auxiliary Gas Flow – 0.7889 L/min
- Nebulizer Gas Flow – 0.8974 L/min

PERISTALTIC PUMP

- Pump Speed – 40.0 rpm
- Mode - Normal
- Direction - Clockwise

Results

The MARS 6 with iWave temperature control was able to precisely control the power in order to prevent any exothermic reactions which can be common with highly organic materials such as crude oil as illustrated in **Figure 2**. The result of the digestion was a clear and colorless solution as seen in **Figure 3**. Results of the ICP-MS analysis are shown in **Table 2**.

Conclusions

The MARS 6 system with iWave technology and iPrep vessels is an ideal solution for digesting difficult crude oil samples for heavy metals analysis.

Figure 1. The iPrep Vessel

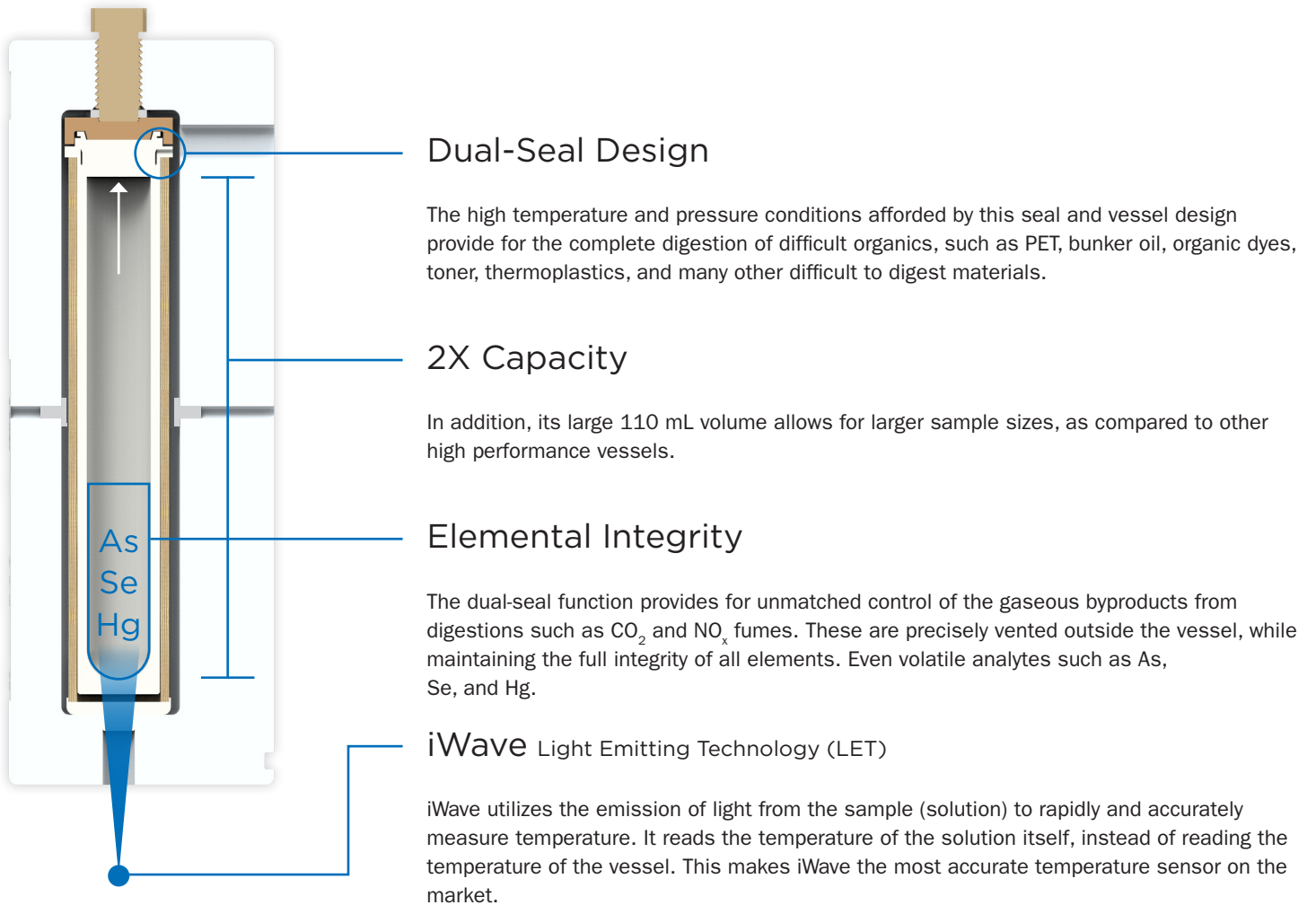
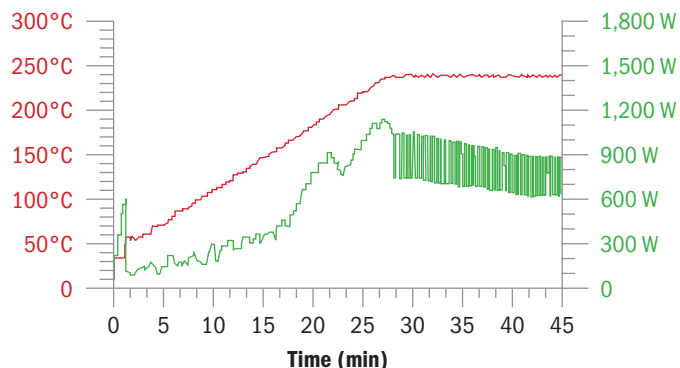


Figure 2. Temperature & Power Graph of Digestion of Crude Oil




The iWave contactless temperature control system automatically adjusts the power (green line) in order to prevent any exothermic reactions from the crude oil samples.

Table 2. Heavy Metal Results from ICP-MS Analysis

| NIST 1634c | 75As ppm | 58Ni ppm | 51V ppm |
|------------|----------|----------|---------|
| Sample 1 | 0.172 | 16.336 | 28.631 |
| Sample 2 | 0.159 | 16.412 | 29.182 |
| Sample 3 | 0.181 | 15.380 | 28.645 |
| Average | 0.171 | 16.042 | 28.819 |
| % Recovery | 108.05 | 91.46 | 102.23 |
| STD DEV | 0.0111 | 0.575 | 0.314 |
| %RSD | 0.0648 | 0.0359 | 0.0109 |

Figure 3. Before and After Digestion of Crude Oil



The high temperatures achieved using the iPrep vessels resulted in clear solutions when diluted to 50 mL

**United States
 (Headquarters)**

800-726-3331
 704-821-7015
 Fax: 704-821-7894
 info@cem.com

France

33 (01) 69 35 57 80
 Fax: 33 (01) 60 19 64 91
 info.fr@cem.com

**Germany, Austria,
 Switzerland**

(49) 2842-9644-0
 Fax: (49) 2842-9644-11
 info@cem.de

Ireland

+353 (0) 1 885 1752
 Fax: +353 (0) 1 885 1601
 info.ireland@cem.com

Italy

(39) 35-896224
 Fax: (39) 35-891661
 info.srl@cem.com

Japan

+81-3-5793-8542
 Fax: +81-3-5793-8543
 info@cemjapan.co.jp

United Kingdom

(44) 1280-822873
 Fax: (44) 1280-822873
 info.uk@cem.com

www.cem.com

© 2017 CEM Corporation
 All rights reserved. This may not be reproduced or published without written permission from CEM.